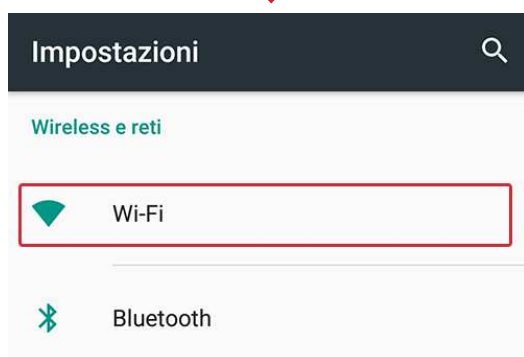
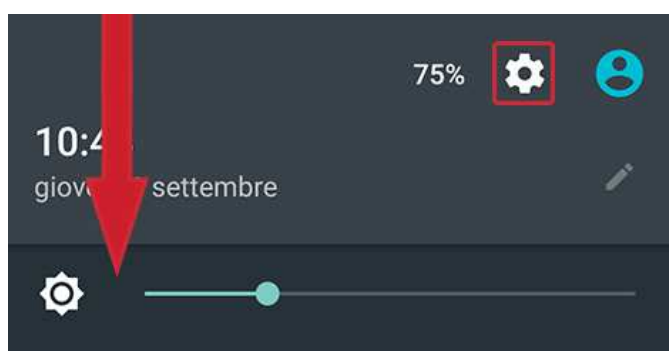


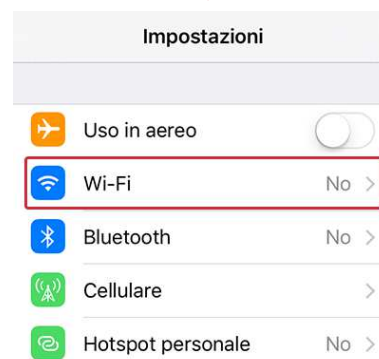
Connessione alla rete Wi-Fi (AutoLogin)

Passo 1: Apri le **Impostazioni** e scegli la voce **Wi-Fi**.

Android-Smartphones

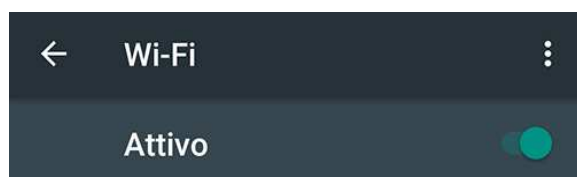


iOS (Apple iPhone, iPad, iPod)

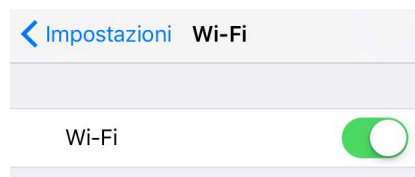


Passo 2: Attiva il Wi-Fi. Successivamente apparirà una lista con tutte le reti Wi-Fi.

Android-Smartphones



iOS (Apple iPhone, iPad, iPod)



Passo 3: Scegli **SuedtirolSpot_Autologin** (nome può variare).

Android-Smartphones

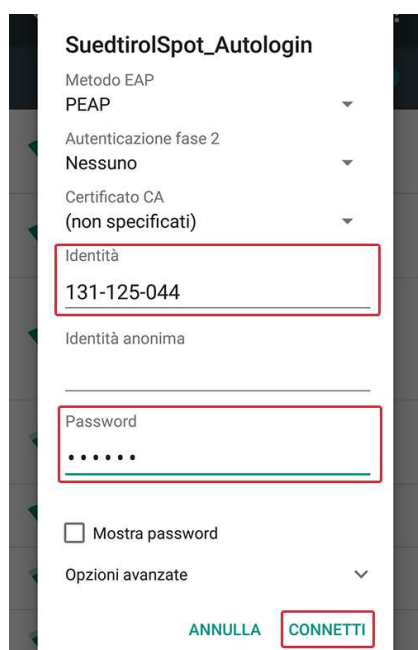


iOS (Apple iPhone, iPad, iPod)

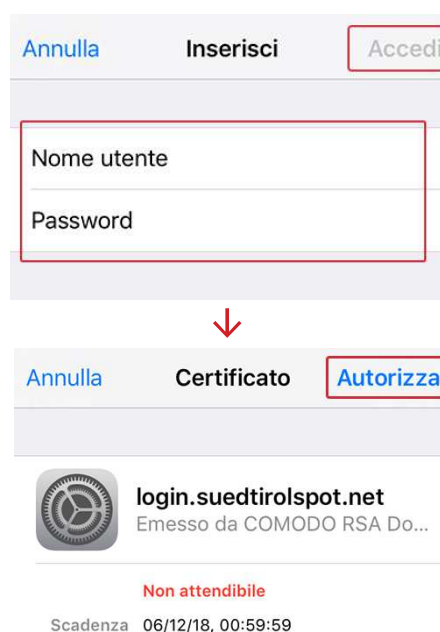


Passo 4: Inserisci **nome utente** e **password** e seleziona **Connetti**. Se utilizzi un dispositivo Apple scegli **Accedi** e **Autorizza**.

Android-Smartphones



iOS (Apple iPhone, iPad, iPod)



Ora sei connesso alla rete Wi-Fi. D'ora in poi il dispositivo **si connette automaticamente** appena si attiva il Wi-Fi (vedi passo 2).